



District Report Card: 2017


State: Mizoram	District: Lunglei
Class: 8	Subject: Mathematics
Schools: 48	Students: 708


Participation/Coverage


Students

<div>GENDER</div> <div></div>	Boys		Girls	
	Number	%	Number	%
	306	43.22	402	56.78

<div>AREA</div> <div></div>	Rural		Urban	
	Number	%	Number	%
	535	75.56	173	24.44

<div>CATEGORY</div> <div></div>	SC		ST		OBC		GEN	
	Number	%	Number	%	Number	%	Number	%
	13	1.84	692	97.74	0	0.00	3	0.42

<div>CWSN</div> <div></div>	LD	VI	HI	S&LD	ID	Oth
	0	3	2	0	1	1

<div>Management</div> <div></div>	Government		Government-aided	
	Number	%	Number	%
	563	79.52	145	20.48

Average Performance of Students in Mathematics (%)

Overall	Gender		Area		Management		Social Group			
	Male	Female	Rural	Urban	Govt.	Aided	SC	ST	OBC	GEN
39.41	37.58	40.80	39.10	40.35	37.43	47.08	31.28	39.53	0.00	46.67

Performance on Learning Outcomes (LOs)

Learning Outcomes	Description	Average Performance(%)
M601	Solves problems involving large numbers by applying appropriate operations	35.61
M606	Solves problems on daily life situations involving addition and subtraction of fractions / decimals	37.89
M620	Finds out the perimeter and area of rectangular objects in the surroundings like floor of the class room, surfaces of a chalk box etc.	27.48
M621	Arranges given/collected information in the form of table, pictograph and bar graph and interprets them	31.34
M702	Interprets the division and multiplication of fractions	34.75
M705	Solves problems related to daily life situations involving rational numbers	35.03
M706	Uses exponential form of numbers to simplify problems involving multiplication and division of large numbers	22.41
M707	Adds/subtracts algebraic expressions	54.52
M710	Solves problems related to conversion of percentage to fraction and decimal and vice versa	25.49
M717	Finds out approximate area of closed shapes by using unit square grid/graph sheet	32.76
M719	Finds various representative values for simple data from her/his daily life contexts like mean, median and mode	58.73
M721	Interprets data using bar graph	48.74
M801	Generalizes properties of addition, subtraction, multiplication and division of rational numbers through patterns	33.05
M802	Finds rational numbers between two given rational numbers	17.93
M803	Proves divisibility rules of 2, 3, 4, 5, 6, 9 and 11	47.86
M804	Finds squares, cubes, square roots and cube roots of numbers using different methods	49.58
M808	Uses various algebraic identities in solving problems of daily life	44.26
M812	Verifies properties of parallelogram and establishes the relationship between them through reasoning	34.28
M818	Finds surface area and volume of cuboidal and cylindrical object	44.82
M819	Draws and interprets bar charts and pie charts	50.28

Range of Performance of Students who Answered Correctly							
Below 30%		30% - 50%		50% - 75%		Above 75%	
Number	%	Number	%	Number	%	Number	%
201	28.39	343	48.45	146	20.62	18	2.54

Lowest Performing Learning Outcomes (LOs)

- 1 - Finds rational numbers between two given rational numbers (17.93)
- 2 - Uses exponential form of numbers to simplify problems involving multiplication and division of large numbers (22.41)
- 3 - Solves problems related to conversion of percentage to fraction and decimal and vice versa (25.49)

4 - Finds out the perimeter and area of rectangular objects in the surroundings like floor of the class room, surfaces of a chalk box etc. (27.48)

5 - Arranges given/collected information in the form of table, pictograph and bar graph and interprets them (31.34)